




1




2




3




4




5




6



7



8



8 simple trin
Sådan tegner du


BIRK



MONSTERUDFORDRING

Bliv et godt Klimamonster

Gør en lille god klima-/miljø-gering hver dag, så er du med til at hjælpe jorden.
Og du kan blive en ægte klimamonster-hjælper!



Saml et
stykke skrald
op i naturen




Spis op og
undgå madspild



Cykl/gå/rul/
hop i skole
/ børnehave



Kom ud
og oplev i
naturen



Medbring
drikkedunk /
madkasse på tur




Spar på energi
/ skærmfridag




Hæng sedlen op på køleskabet og brug magneter til at markere en god gerning du har gjort. Så kan du nulstille når sedlen er fyldt eller hver uge/måned.

Birk




Luna



Biodiversitets- Skattejagt

Efterår
/ Vinter

① Fuglerede



② Nødder




④ En fugl



⑨ Græs
længere end din fod




⑦ Krible-krable
dyr



⑩ En blomst
levende eller vissen



⑧ En bærbusk



③
En svamp

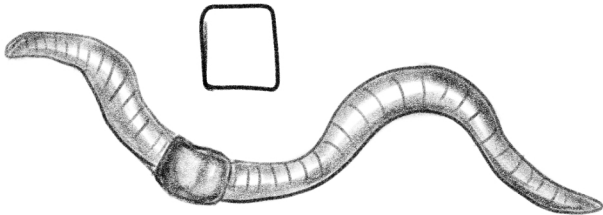
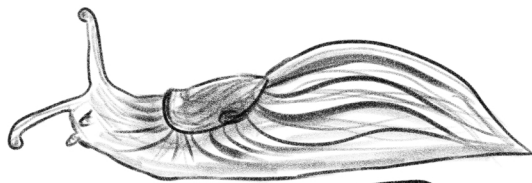



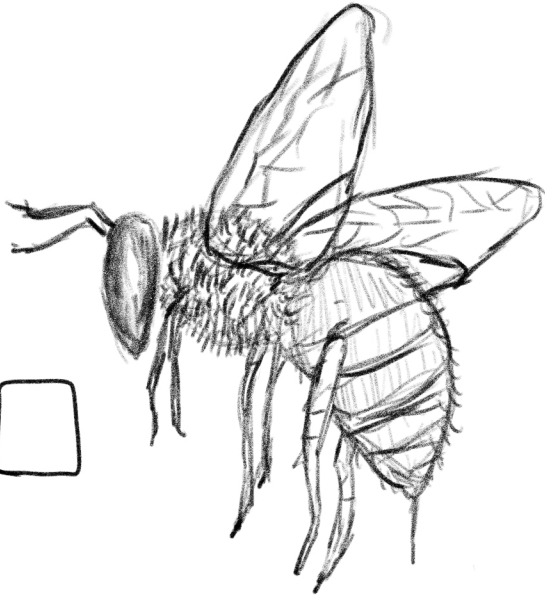

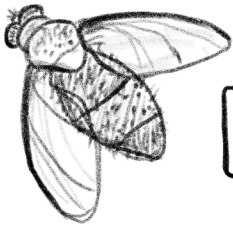


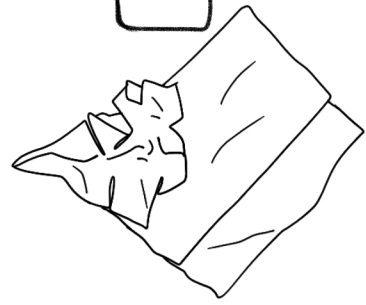
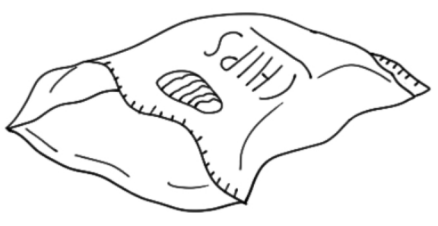
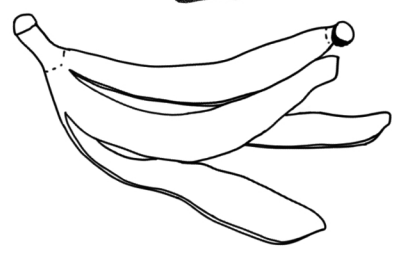
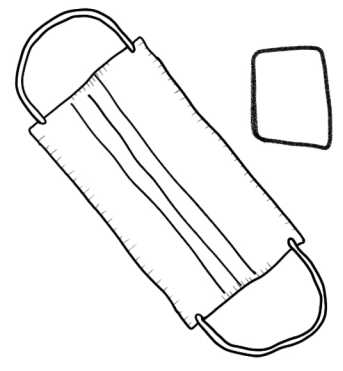
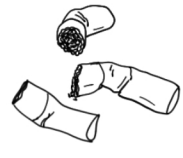

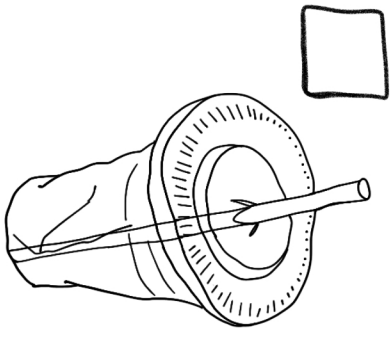
⑤ Et blad
M



⑥ Et væltet træ
M







Klimamonster _____

